

# How to vote at a polling station



Made in co-production with  
Ace Anglia  
[info@aceanglia.com](mailto:info@aceanglia.com)



# Step 1



You need to go to the desk and tell the staff your name and address.



The staff will ask you to show your **photographic identification**.






**Photographic identification** is a document or card that proves who you are.

For example, a passport or bus pass.



The staff will then give you your **ballot paper**.

Vote		<input type="checkbox"/>
<b>Smith, John</b> 22 Apple Lane, Summerville <b>Labour Party</b>		<input type="checkbox"/>
<b>Taylor, Morgan</b> 37 Penny Road, Broadwalk <b>Green Party</b>		<input type="checkbox"/>
<b>Hills, Mary</b> 12 Oakfield Road, Westbrook <b>Conservative Party</b>		<input type="checkbox"/>
<b>Patel, Sanjay</b> 88 Meadow Lane, Hillcrest <b>The Liberal Democrats</b>		<input type="checkbox"/>
<b>Thompson, Noah</b> 47 Riverbank Drive, Stonebridge <b>Reform UK</b>		<input type="checkbox"/>
<b>Mensah, Zara</b> 5 Willow Court, Parkside <b>Independent</b>		<input type="checkbox"/>



A **ballot paper** is the paper you use to make your votes.

## Step 2



You need to take your ballot paper to a **voting booth**.



A **voting booth** is a table with privacy screens around it.



You can bring in someone you trust to help you.




This person can help you to fill in your ballot paper.



But you must tell the polling station staff.


## Step 3



You will see a poster in the voting booth.





The poster will tell you how to vote.




You can ask the staff to read the instructions.



If you have someone you trust with you, they can read the instructions.



Do what the poster says and mark your ballot paper with a cross.




Make sure it is clear who you are voting for.




If you make a mistake just tell the staff.

## Step 4



When you have marked your ballot paper, fold it in half so that nobody can see how you have voted.

## Step 5



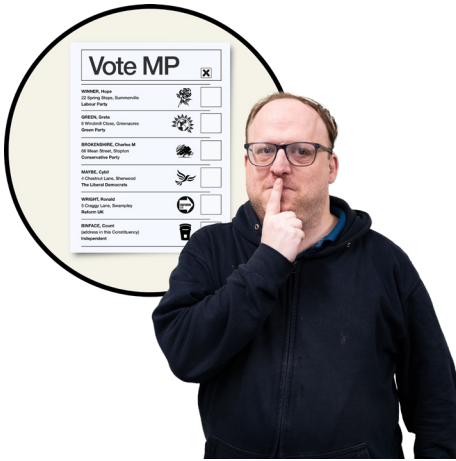
You will need to put your folded ballot paper into the ballot box.



A ballot box is a locked box where all votes are kept safe.



You can ask the staff if you are unsure where to put the ballot paper.



# Voting is secret



Do not let anyone see how you voted.



Do not say who you have voted for in the polling station.



You can talk about your vote after you have left the polling station.